District A 3

As of May 2026 Cumulative

Year	New Clubs	Dropped Clubs	Gain/ Loss Clubs	New Members	Charter Members	Reinstate Members	Transfer Members	Total Member Added	Total Members Dropped	Gain/ Loss Members
2021-2022	0	0	0	167	2	6	9	184	190	-6
2022-2023	0	1	-1	208	3	14	10	235	249	-14
2023-2024	0	1	-1	160	0	16	12	188	172	16
2024-2025	0	0	0	165	0	23	5	193	173	20
2025-2026	0	0	0	131	0	25	11	167	132	35
Average	**0**	**0**	**0**	**166**	**1**	**17**	**9**	**193**	**183**	**10**

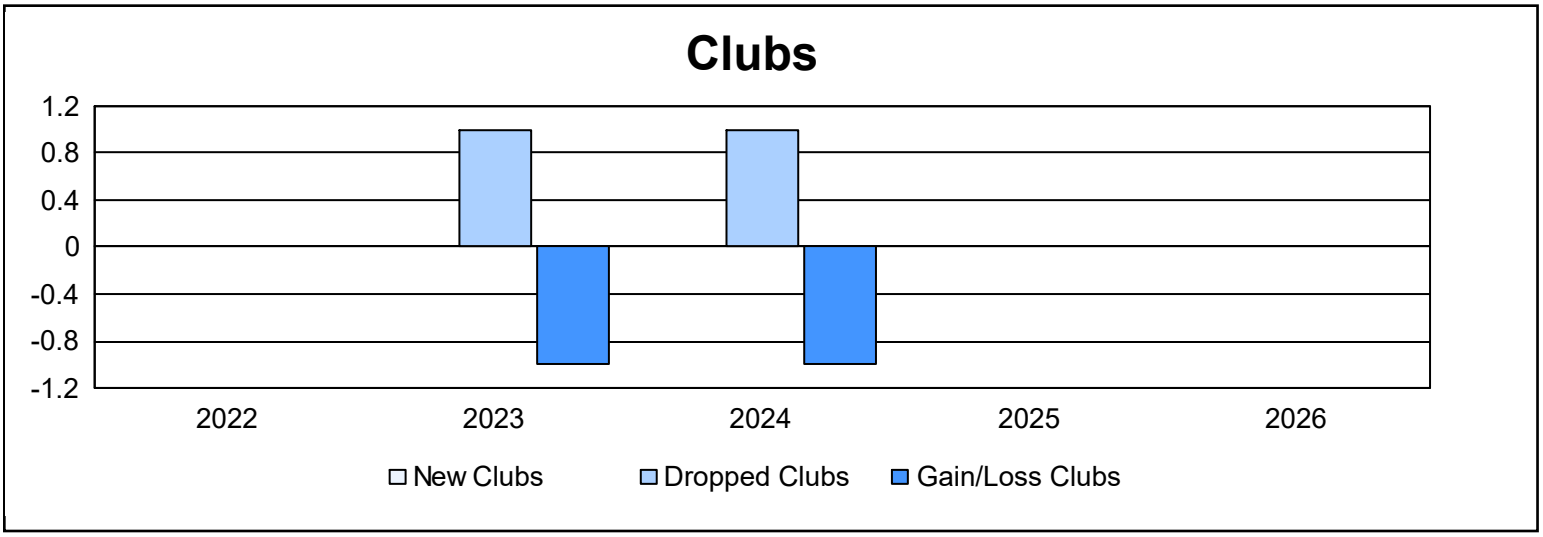

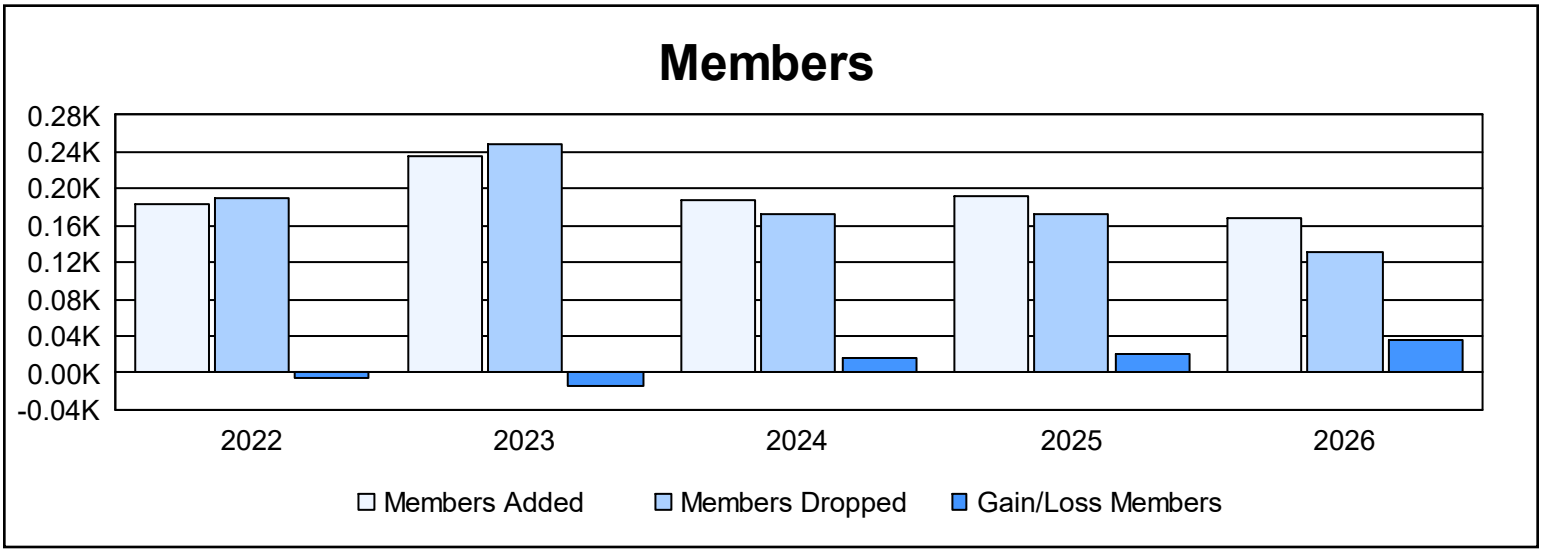

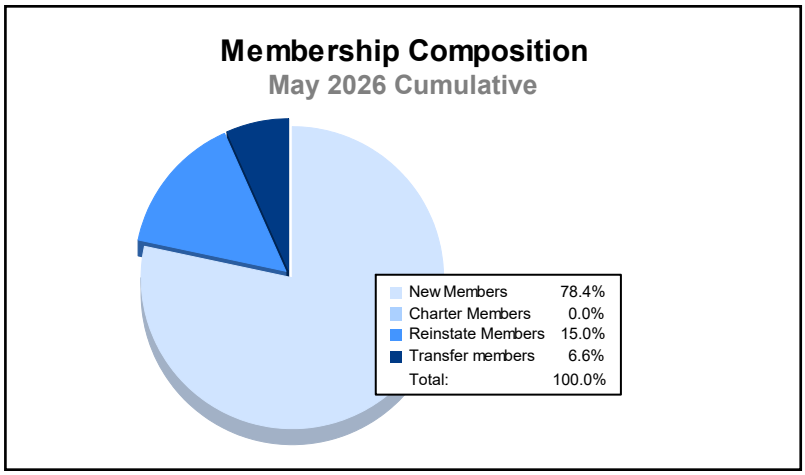
Membership Composition
May 2026 Cumulative
New Members 78.4%
Charter Members 0.0%
Reinstate Members 15.0%
Transfer members 6.6%
Total: 100.0%

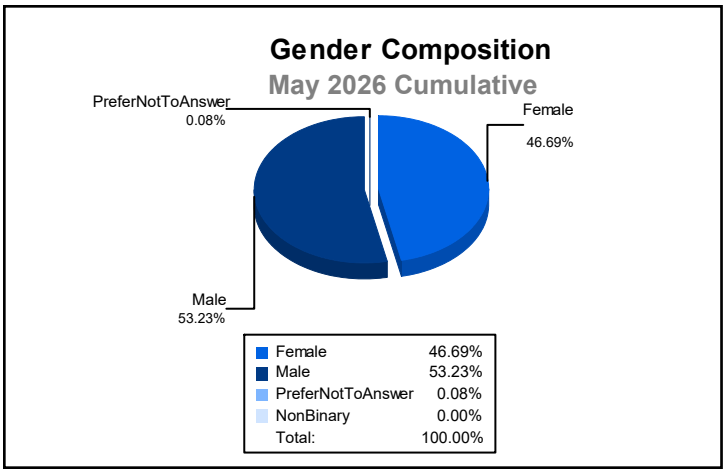
Gender Composition
May 2026 Cumulative
PreferNotToAnswer
0.08%
Female
46.69%
Male
53.23%
Female 46.69%
Male 53.23%
PreferNotToAnswer 0.08%
NonBinary 0.00%
Total: 100.00%